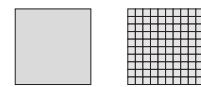
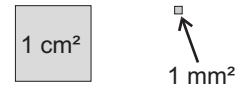


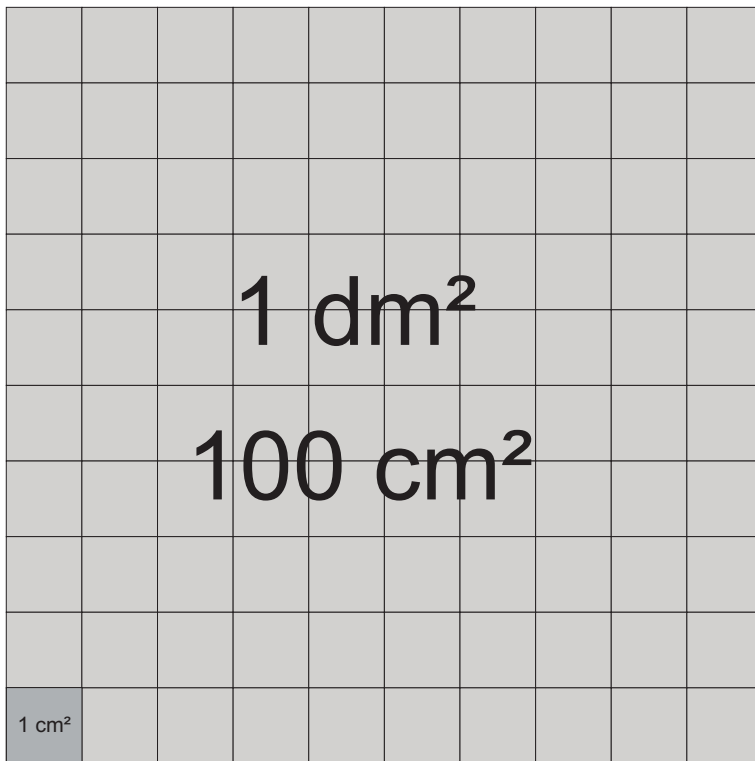
Messen von Flächen (Einheiten)



Auch der Rand gehört zur Fläche.



$$1 \text{ cm}^2 = 100 \text{ mm}^2$$



$$1 \text{ dm}^2 = 100 \text{ cm}^2$$

Aufgaben:

$$1 \text{ dm}^2 = \underline{\quad} \text{ cm}^2$$

$$2 \text{ dm}^2 = \underline{\quad} \text{ cm}^2$$

$$5 \text{ dm}^2 = \underline{\quad} \text{ cm}^2$$

$$12 \text{ dm}^2 = \underline{\quad} \text{ cm}^2$$

$$7 \text{ dm}^2 = \underline{\quad} \text{ cm}^2$$

$$100 \text{ cm}^2 = \underline{\quad} \text{ dm}^2$$

$$400 \text{ cm}^2 = \underline{\quad} \text{ dm}^2$$

$$1200 \text{ cm}^2 = \underline{\quad} \text{ dm}^2$$


$$900 \text{ cm}^2 = \underline{\quad} \text{ dm}^2$$

$$500 \text{ cm}^2 = \underline{\quad} \text{ dm}^2$$

$$700 \text{ cm}^2 = \underline{\quad} \text{ dm}^2$$

$$2000 \text{ cm}^2 = \underline{\quad} \text{ dm}^2$$

Wie viele cm²? Zeichne!



Wie viele mm²?

